
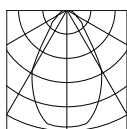


## LED RAIL Pendelleuchte

- › direkt strahlend
- › aus scharfkantig gezogenem Aluminiumprofil
- › Oberfläche dekorativ eloxiert
- › Oberfläche auch pulverbeschichtet weiß oder nach RAL erhältlich
- › Acrylabdeckung mikroprismatisch
- › LED COB-Array, L90/B10 – 50000 h


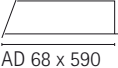


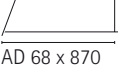


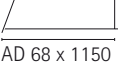


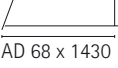


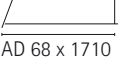



prismatisch, klar



mikroprismatisch

### Lichtstrom High Efficiency (CRI > 82)

	Artikel	LED-Typ	3000 K	4000 K	Leistung
H 100   AD 68 x 590 	95582	13	1090 lm	1130 lm	12 W
		14	1530 lm	1590 lm	15 W
		15	2170 lm	2260 lm	20 W
H 100   AD 68 x 870 	95583	13	1640 lm	1700 lm	16 W
		14	2300 lm	2390 lm	21 W
		15	3260 lm	3390 lm	29 W
H 100   AD 68 x 1150 	95584	13	2190 lm	2270 lm	20 W
		14	3070 lm	3180 lm	27 W
		15	4350 lm	4520 lm	37 W
H 100   AD 68 x 1430 	95585	13	2740 lm	2840 lm	24 W
		14	3840 lm	3980 lm	33 W
		15	5440 lm	5660 lm	46 W
H 100   AD 68 x 1710 	95586	13	3290 lm	3410 lm	28 W
		14	4610 lm	4780 lm	38 W
		15	6530 lm	6790 lm	54 W