

















LED Lichtring Pendelleuchte

- › direkt/indirekt strahlend
- › aus scharfkantig gezogenem Aluminiumprofil
- › Oberfläche pulverbeschichtet
- › Acrylabdeckung in opal
- › Leuchte komplett geschlossen
- › anschlussfertige Verdrahtung
- › LED COB-Array, L90/B10 – 50000 h

- › Mid Flux LED-Typ 93
- › High Flux LED-Typ 94



Lichtstrom High Efficiency (CRI > 82)

opal					Artikel	LED-Typ	2700 K	3000 K	4000 K	Leistung	
H 45						41441	93	3690 lm	4110 lm	4110 lm	69 W
							94	5150 lm	5720 lm	5720 lm	94 W
H 45					opal	41451	93	5800 lm	6460 lm	6460 lm	103 W
							94	8090 lm	8990 lm	8990 lm	142 W
H 45						41461	93	8180 lm	9110 lm	9110 lm	151 W
							94	11400 lm	12670 lm	12670 lm	206 W
H 45						41471	93	10560 lm	11760 lm	11760 lm	188 W
							94	14720 lm	16360 lm	16360 lm	260 W
H 45						41481	93	12930 lm	14400 lm	14400 lm	226 W
							94	18030 lm	20040 lm	20040 lm	314 W